

Pre-Galvanised (PG) Strut Channel — 41 × 21mm

Shallow Profile | Plain & Slotted | 2.5mm Heavy Duty & 1.5mm Light Duty | BS6946:1988

Direct Channel Pre-Galvanised (PG) 41×21mm Strut Channel is a shallow-profile roll-formed mild steel support channel with a pre-applied zinc coating, manufactured to BS6946:1988. At half the depth of the standard 41×41mm channel, the 41×21mm profile is designed for installations where reduced height is required — including low-clearance ceiling runs, wall-mounted bracket systems, and light duty M&E frameworks.

Available in 2.5mm heavy duty and 1.5mm light duty, in plain and slotted configurations. Cut to length available from 200mm to 6000mm — contact us for details.

SPECIFICATION	
Profile	41 × 21mm shallow strut channel
Material	Mild Steel
Finish	Pre-Galvanised (PG)
Standard	BS6946:1988
Thickness	2.5mm (heavy duty) or 1.5mm (light duty)
Channel Width	40.9 – 41.7mm
Channel Height	20.6 – 21.4mm
Return Lip	6.5 – 7.5mm
Slot Width	13.5 – 14.5mm (slotted variants)
Slot Length	27.5 – 28.5mm (slotted variants)
Stock Lengths	1m, 1.5m, 2m, 3m, 4m, 5m, 6m
Cut to Length	200mm – 6000mm available

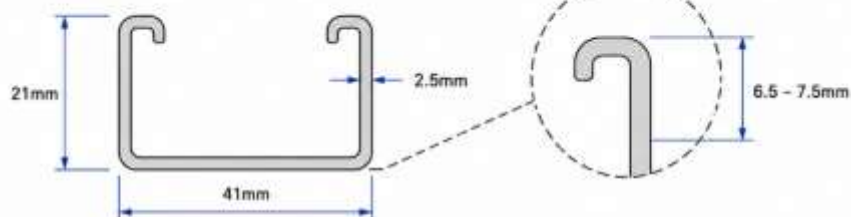
KEY FEATURES

- 21mm shallow profile — half the depth of standard 41×41mm channel
- Pre-Galvanised zinc coating — BS6946:1988
- 2.5mm heavy duty and 1.5mm light duty
- Plain and slotted variants — stock lengths 1m to 6m
- Cut to length: 200mm to 6000mm available
- 41mm wide — compatible with all standard 41mm channel accessories
- Return lip 6.5–7.5mm — suits standard channel nuts and washers
- Slot: 14mm wide × 28mm long (slotted variants)

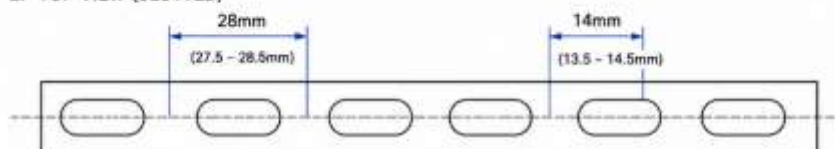
TECHNICAL DRAWING

2.5mm Heavy Duty

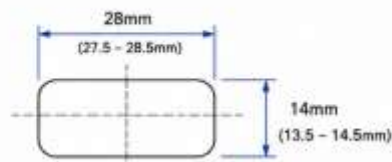
1. CROSS SECTION (PLAIN)



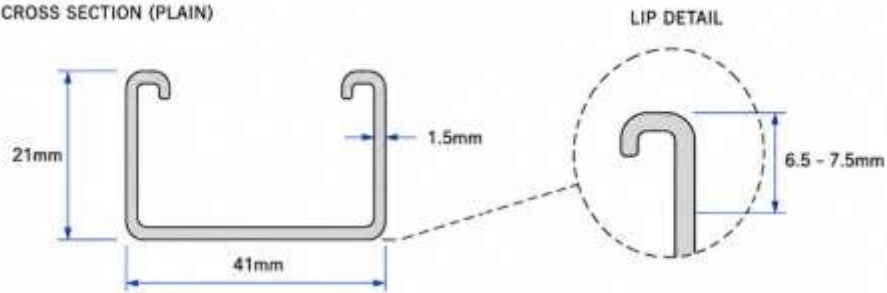
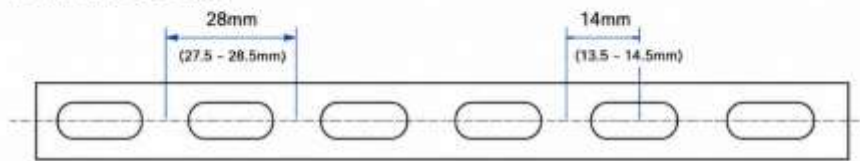
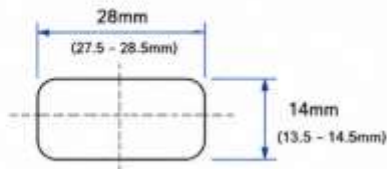
2. TOP VIEW (SLOTTED)



3. SLOT DETAIL



1.5mm Light Duty

1. CROSS SECTION (PLAIN)

2. TOP VIEW (SLOTTED)

3. SLOT DETAIL

DIMENSIONAL TOLERANCES

Dimension	2.5mm Heavy Duty	1.5mm Light Duty
Channel Width	40.9 – 41.7mm	40.9 – 41.7mm
Channel Height	20.6 – 21.4mm	20.6 – 21.4mm
Steel Thickness	2.5mm	1.5mm
Return Lip	6.5 – 7.5mm	6.5 – 7.5mm
Slot Width (slotted)	13.5 – 14.5mm	13.5 – 14.5mm
Slot Length (slotted)	27.5 – 28.5mm	27.5 – 28.5mm

AVAILABLE SIZES — FULL PRODUCT RANGE

SKU / Part No.	Length	Profile	Type	Thickness	Description
2.5mm Heavy Duty — Plain					
CP21-1	1m	41x21mm	Plain	2.5mm	41x21mm PG Plain Channel 2.5mm — 1 Metre
CP21-2	2m	41x21mm	Plain	2.5mm	41x21mm PG Plain Channel 2.5mm — 2 Metre
CP21	3m	41x21mm	Plain	2.5mm	41x21mm PG Plain Channel 2.5mm — 3 Metre
CP21-4	4m	41x21mm	Plain	2.5mm	41x21mm PG Plain Channel 2.5mm — 4 Metre
CP21-5	5m	41x21mm	Plain	2.5mm	41x21mm PG Plain Channel 2.5mm — 5 Metre
CP21-6	6m	41x21mm	Plain	2.5mm	41x21mm PG Plain Channel 2.5mm — 6 Metre
2.5mm Heavy Duty — Slotted					
CS21-1	1m	41x21mm	Slotted	2.5mm	41x21mm PG Slotted Channel 2.5mm — 1 Metre
CS21-2	2m	41x21mm	Slotted	2.5mm	41x21mm PG Slotted Channel 2.5mm — 2 Metre
CS21.1500	1.5m	41x21mm	Slotted	2.5mm	41x21mm PG Slotted Channel 2.5mm — 1.5 Metre

CS21	3m	41×21mm	Slotted	2.5mm	41×21mm PG Slotted Channel 2.5mm — 3 Metre
CS21-4	4m	41×21mm	Slotted	2.5mm	41×21mm PG Slotted Channel 2.5mm — 4 Metre
CS21-5	5m	41×21mm	Slotted	2.5mm	41×21mm PG Slotted Channel 2.5mm — 5 Metre
CS21-6	6m	41×21mm	Slotted	2.5mm	41×21mm PG Slotted Channel 2.5mm — 6 Metre
1.5mm Light Duty — Plain					
CP21L-1	1m	41×21mm	Plain	1.5mm	41×21mm PG Plain Channel 1.5mm — 1 Metre
CP21L-2	2m	41×21mm	Plain	1.5mm	41×21mm PG Plain Channel 1.5mm — 2 Metre
CP21L	3m	41×21mm	Plain	1.5mm	41×21mm PG Plain Channel 1.5mm — 3 Metre
CP21L-4	4m	41×21mm	Plain	1.5mm	41×21mm PG Plain Channel 1.5mm — 4 Metre
CP21L-5	5m	41×21mm	Plain	1.5mm	41×21mm PG Plain Channel 1.5mm — 5 Metre
CP21L-6	6m	41×21mm	Plain	1.5mm	41×21mm PG Plain Channel 1.5mm — 6 Metre
1.5mm Light Duty — Slotted					
CS21L-1	1m	41×21mm	Slotted	1.5mm	41×21mm PG Slotted Channel 1.5mm — 1 Metre
CS21L-2	2m	41×21mm	Slotted	1.5mm	41×21mm PG Slotted Channel 1.5mm — 2 Metre
CS21L	3m	41×21mm	Slotted	1.5mm	41×21mm PG Slotted Channel 1.5mm — 3 Metre
CS21L-4	4m	41×21mm	Slotted	1.5mm	41×21mm PG Slotted Channel 1.5mm — 4 Metre
CS21L-5	5m	41×21mm	Slotted	1.5mm	41×21mm PG Slotted Channel 1.5mm — 2 Metre
CS21L-6	6m	41×21mm	Slotted	1.5mm	41×21mm PG Slotted Channel 1.5mm — 6 Metre

Cut to length available: 200mm – 6000mm. Priced on application — contact sales@directchannel.uk.com or call 0121 270 8507.

TYPICAL APPLICATIONS

Low-profile cable management and containment installations
 Wall-mounted and ceiling-mounted shallow bracket systems
 Light duty pipe and duct support in restricted-depth spaces

M&E support where reduced installation depth is required
 Electrical panel, trunking, and containment mounting frames
 Compatible with all standard 41mm channel accessories

To Order: Visit directchannel.uk.com or call **0121 270 8507** | Trade & bulk enquiries: sales@directchannel.uk.com | Most orders dispatched same or next working day.

DISCLAIMER & LEGAL NOTICE

Direct Channel Support Systems Ltd has made every reasonable effort to ensure the accuracy and completeness of the information contained in this datasheet. All product specifications, dimensions, and technical details are provided for guidance purposes only. Direct Channel Support Systems Ltd reserves the right to alter, update, or withdraw any product or specification at any time and without prior notice. To the fullest extent permitted by law, Direct Channel Support Systems Ltd accepts no liability for any loss, damage, or consequential loss arising from reliance on the information contained herein. Customers are advised to verify all specifications prior to ordering. For the most current product information visit directchannel.uk.com or contact our sales team.